

	FRONT DIFF	CENTER DIFF	REAR DIFF
TRACK USE	7500cps	15.000cps	5000cps
OFF ROAD	10.000cps	30.000cps	7500cps
BASHING	20.000cps	100.000cps	10.000cps
FACTORY	20.000cps	100.000cps	10.000cps

Required Tools:

- 2.0 Hex Driver
- Silicone Diff Oil
- Paper Towel
- Solvent/Brake Cleaner
- Hobby Knife or Other Sharp Tool
- Pliers

Finish Before:

- Front Diff Removal or Rear Diff Removal

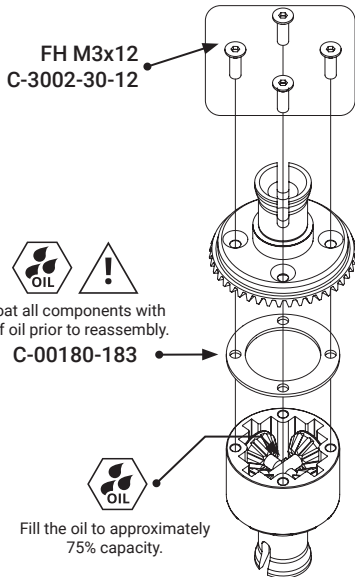
Important Notice:

Do NOT use solvents on rubber gaskets or O-rings to prevent damage.

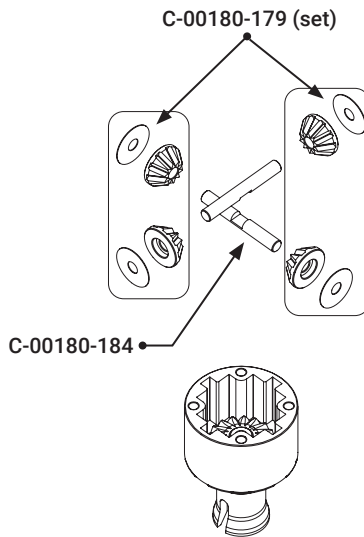


**VIDEO MANUAL
 KAGAMA AND ASUGA
 ON YOUTUBE**

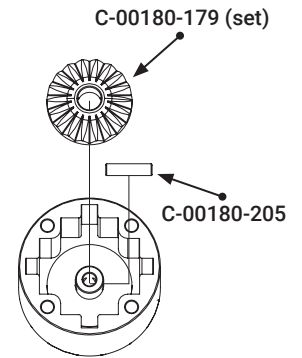
STEP 1



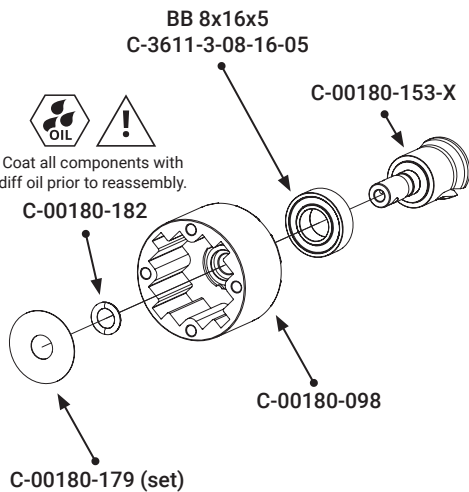
STEP 2



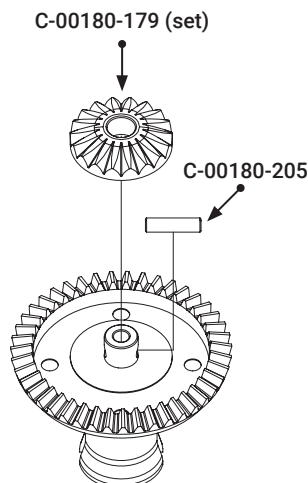
STEP 3



STEP 4



STEP 5



STEP 6

